

Smart Strategy Growth Fund

Overview

ISIN EUR	CH0256574978
NAV EUR	EUR 29'909.08
Performance (ytd.) EUR	3.63%
ISIN CHF	CH0297417526
NAV CHF	CHF 29'180.88
Performance (ytd.) CHF	2.91%
Fondsvolumen (EUR)	EUR 164.14 m

Master Data

Name	Smart Strategy Growth Fund
Currencies	EUR / CHF
EUR Valor	25657497
CHF Valor	29741752
Benchmark	SMI 50% / S&P 30% / EuroStoxx 20%
Distributing	no
Min. Investment	none
Tradability	Daily / Cut off 14.00h CET
Licensing	Switzerland
Investor Group	Retail Investors
Launch	17.12.2014
Subscription Fee	none
Redemption Fee	0.40%
Management Fee	1.45% p.a.
Total Costs (TER)	1.73% p.a.

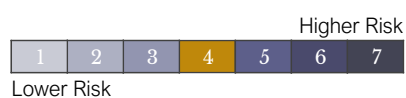
Organization

Fund Management	LLB Swiss Investment Ltd.
Fund Manager	Octa Wealth Ltd.
Depository Bank	J. Safra Sarasin Ltd.

Risk Indicators

Alpha	8.42%
VaR	-4.32%
Sharpe Ratio	1.13
Max. Drawdown	-15.32%

Risk Indicator



Contact

Octa Wealth Ltd.
Talstrasse 62
CH-8001 Zurich
welcome@octawealth.com

Investment Strategy

The Smart Strategy Growth Fund aims to achieve sustainable and long-term capital growth. The core markets are Switzerland, Europe, and North America, strategically complemented by selected investments in attractive growth markets. The fund invests actively and flexibly across all asset classes – from equities and bonds to funds and more complex financial instruments. The main focus is on equity investments, with solid, dividend-strong value stocks forming the foundation, complemented by promising growth companies. Thanks to the dynamic investment strategy and consistent risk management, market opportunities can be systematically exploited while risks are contained. In addition, active currency management contributes to optimizing overall returns.

Performance Since Inception EUR Tranche



Performance Since Inception CHF Tranche



Performance

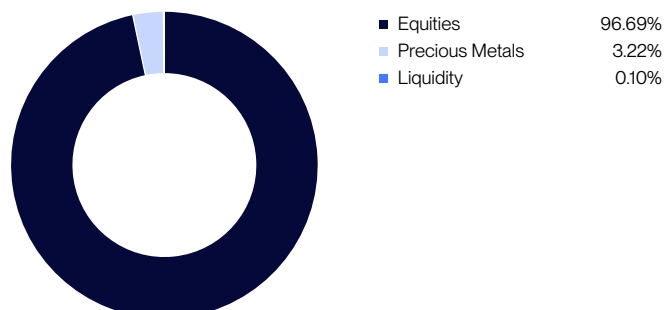
Annualized (%)		1Y	3Y	5Y	10Y
Fund EUR		32.10	18.82	12.76	12.32
Benchmark EUR		15.94	11.08	9.37	9.24
Fund CHF		29.48	16.09	10.90	11.19
Benchmark CHF		13.86	8.57	5.51	7.30

Cumulative (%)	YTD	6 M	1Y	2Y	3Y	5Y	10Y
Fund EUR	3.63	4.92	32.10	60.53	67.93	82.31	219.66
Benchmark EUR	1.58	5.58	15.94	25.74	37.14	56.46	141.99
Fund CHF	2.91	3.93	29.48	53.30	56.61	67.74	188.81
Benchmark CHF	0.16	4.43	13.86	17.63	28.04	30.74	102.25

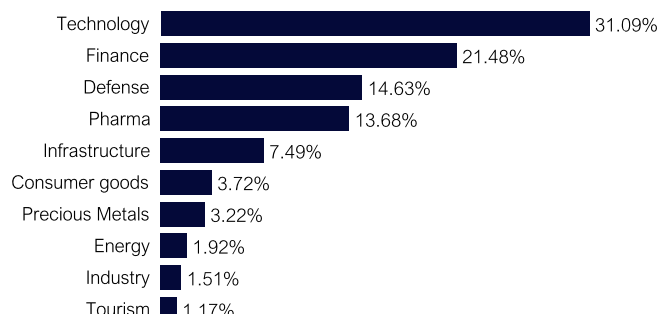
Calendar Year (%)	2017	2018	2019	2020	2021	2022	2023	2024	2025	2026
Fund EUR	5.40	-1.00	30.38	5.97	22.85	-10.83	14.88	12.26	36.96	3.63
Benchmark EUR	5.20	-6.19	29.81	2.31	28.62	-12.09	15.24	12.18	12.96	1.58
Fund CHF	5.06	-1.49	29.71	5.89	22.11	-11.13	12.30	9.73	34.09	2.91
Benchmark CHF	14.83	-9.71	25.21	2.07	22.92	-16.19	8.51	13.50	11.74	0.16

Smart Strategy Growth Fund

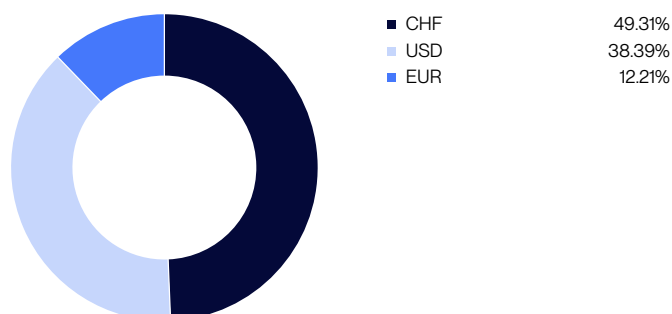
Asset Allocation



Sector Allocation



Currency Allocation



Top 10 Positions

UBS Group Inc.	6.07%
Idorsia Ltd	5.75%
Micron Technology Inc	5.37%
Rheinmetall AG	5.12%
Zurich Insurance Group Ltd	5.06%
Swiss Life Holding Ltd	4.87%
Microsoft Corp	4.45%
Swiss Re Ltd	4.35%
The Swatch Group Ltd	3.72%
Palantir Technologies Inc	3.54%

Disclaimer

This document is a marketing communication. It does not constitute an offer or recommendation to buy or sell investment funds. The information is subject to change at any time. This information does not take into account the specific or future investment objectives, tax or financial situation, or individual needs of the recipient. The information in this document is provided without any guarantee or assurance, is for information purposes only, and is intended for the personal use of the recipient. Investments in the fund should only be made after thoroughly studying the current prospectus with integrated fund contract. Fund units may be unsuitable or inadmissible for sale in certain jurisdictions or to certain investor groups and may not be offered, sold, or delivered within the USA. The price and value of investments and any income derived from them can fluctuate. Investors must be prepared and able to bear (potentially significant) price losses. Past performance is no guarantee of future developments. Performance data does not account for commissions and costs incurred upon the issue and redemption of units. Legal fund documents are available free of charge from LLB Swiss Investment AG, Bahnhofstrasse 74, CH-8001 Zurich or at www.llbsswiss.ch.